

SIRIO SAPP 600

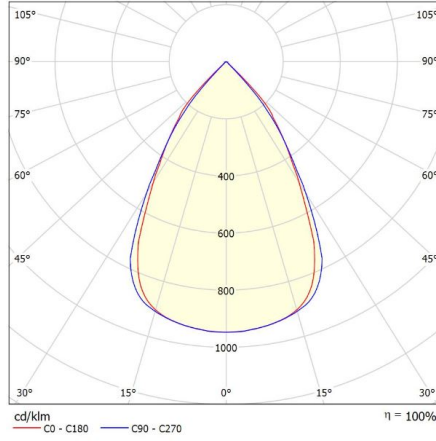
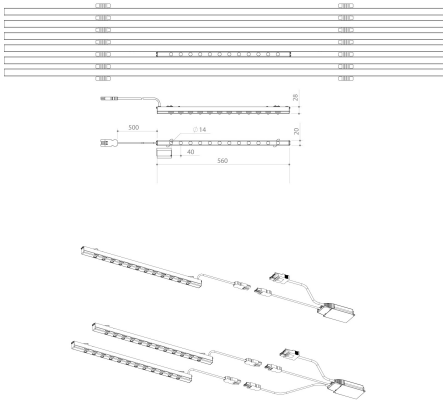

A linear lighting fixture with lenses for use in Interlu SAPP® ceiling. Sirio SAPP 600 can be placed between the structures, creating an integrated system with the ceiling, without interrupting the architectural appearance.

- Can be placed anywhere in the ceiling between the SAPP® ceiling structures without interrupting the climate circuit
- Provides a highly controlled light distribution, good uniformity and UGR < 19
- The fixture complies with NEN-EN 12464-1

Categories: [Baffle luminaires](#)



PRODUCT IMAGES



Glare Evaluation According to UGR

p Ceiling		70	70	50	50	30	70	70	50	50	30
p Walls		50	30	50	30	30	50	30	50	30	30
p Floor		20	20	20	20	20	20	20	20	20	20
Room Size	Viewing direction at right angles to lamp axis	Viewing direction parallel to lamp axis									
X	Y										
2H	2H	18.7	19.4	18.9	19.6	19.8	18.3	19.0	18.5	19.2	19.4
	3H	18.6	19.2	18.8	19.4	19.7	18.1	18.8	18.4	19.0	19.2
	4H	18.5	19.1	18.8	19.3	19.6	18.1	18.7	18.4	18.9	19.2
	6H	18.4	19.0	18.7	19.2	19.5	18.0	18.5	18.3	18.6	19.1
	12H	18.4	18.9	18.7	19.2	19.5	18.0	18.5	18.3	18.8	19.1
4H	2H	18.5	19.1	18.8	19.3	19.6	18.1	18.7	18.4	18.9	19.2
	3H	18.3	18.9	18.7	19.1	19.5	17.9	18.4	18.3	18.7	19.0
	4H	18.3	18.7	18.6	19.0	19.4	17.9	18.3	18.2	18.6	19.0
	6H	18.2	18.6	18.6	18.9	19.3	17.8	18.1	18.2	18.5	18.9
	12H	18.2	18.5	18.6	18.9	19.3	17.8	18.1	18.2	18.5	18.9
8H	4H	18.2	18.5	18.6	18.9	19.3	17.7	18.1	18.2	18.4	18.8
	6H	18.1	18.3	18.5	18.7	19.2	17.7	17.9	18.1	18.3	18.8
	8H	18.0	18.2	18.5	18.7	19.2	17.6	17.8	18.1	18.3	18.7
	12H	18.0	18.2	18.5	18.6	19.1	17.6	17.7	18.1	18.2	18.7
	12H	18.1	18.4	18.6	18.8	19.2	17.7	18.0	18.1	18.4	18.8
12H	4H	18.1	18.4	18.6	18.8	19.2	17.7	18.0	18.1	18.4	18.8
	6H	18.0	18.2	18.5	18.7	19.2	17.6	17.8	18.1	18.3	18.7
	8H	18.0	18.2	18.5	18.6	19.1	17.6	17.7	18.1	18.2	18.7

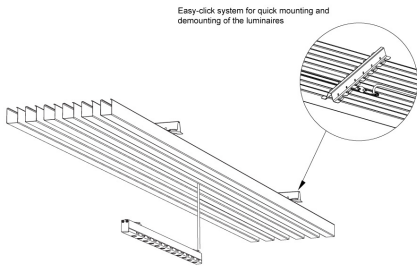


Variation of the observer position for the luminaire distances S:

S = 1.0H	+3.8 / -12.2	+4.7 / -13.4
S = 1.5H	+6.5 / -14.3	+7.5 / -14.8
S = 2.0H	+8.5 / -15.6	+9.5 / -15.5

Standard table Correction Summand

BK00	BK00
0.0	-0.4

Corrected Glare Indices referring to 3283lm Total Luminous Flux





A linear lighting fixture with lenses for use in Interlu SAPP® ceiling. Sirio SAPP 600 can be placed between the structures, creating an integrated system with the ceiling, without interrupting the architectural appearance.

- Can be placed anywhere in the ceiling between the SAPP® ceiling structures without interrupting the climate circuit
- Provides a highly controlled light distribution, good uniformity and $UGR < 19$
- The fixture complies with NEN-EN 12464-1

NOTES

ADDITIONAL INFORMATION

Driver positie	Loose driver
Producttoepassing	Education, Hospitality, Office, Public spaces
Shape	Rectangular
Light control	1-10V dimming, Casambi dimming, DALI dimming
Emergency lighting	1 hour emergency power, Optional, Optional 1 hour autonomy self-test
Primaire aansluitingen	BST 14i2, Europlug, On request, GST18i3, GST18i5 pastelblauw, On the driver
Optics	Lens en louver
Air extraction	N/A
Family	Sirio
Voltage / frequency	220-240V, 50 / 60Hz
Bevestiging	Recessed
Powerfactor	>0.9
Ambient temperature	-20°C / +40°C
Oriëntatie	Down
Material	Acrylic, Steel
IP-class	IP20 (upwards)/IP40 (downwards)
Packaging dimensions	Bulk packaging
CIE Flux code	93 100 100 100 100
Isolatieklasse	Class II
Kleurconsistentie (SDCM)	SDCM=3
Photobiological safety	IEC 62471: RG1 (low risc)

